

Event 12 South East of England Racketball Open 4th November - Chichester

Over 50's Singles

Box 1

| | 1. | 2. | 3. | 4. |
|--------------------|------------------|------------|------------------|-------------|
| 1. MILLARD Mark | | 6-11, 3-11 | 11-7, 8-11, 4-11 | 11-6, 12-10 |
| 2. MORRIS Chris | 11-6, 11-3 | | 11-3, 11-6 | 11-3, 11-2 |
| 3. BENNETT Brendon | 7-11, 11-8, 11-4 | 3-11, 6-11 | | 11-7, 11-4 |
| 4. MERCHANT Dave | 6-11, 10-12 | 3-11, 2-11 | 7-11, 4-11 | |

| Standings | Points | Wins | Losses | Games | Game Pts |
|--------------------|--------|------|--------|----------------|------------------|
| 1. Chris MORRIS | 6 | 3 | 0 | 6 - 0 (100%) | 66 - 23 (74.16%) |
| 2. Brendon BENNETT | 4 | 2 | 1 | 4 - 3 (57.14%) | 60 - 56 (51.72%) |
| 3. Mark MILLARD | 2 | 1 | 2 | 3 - 4 (42.86%) | 55 - 67 (45.08%) |
| 4. Dave MERCHANT | 0 | 0 | 3 | 0 - 6 (0%) | 32 - 67 (32.32%) |

Box 2

| | 1. | 2. | 3. | 4. |
|---------------------|------------------|------------------|------------------|-------------|
| 1. THICKBROOM Stacy | | 9-11, 11-6, 11-2 | 11-9, 7-11, 8-11 | 11-5, 11-7 |
| 2. BANFIELD MARK | 11-9, 6-11, 2-11 | | W/O | 4-11, 10-12 |
| 3. HALL Phillip | 9-11, 11-7, 11-8 | Opponent W/O | | 11-5, 11-6 |
| 4. WATTS Toby | 5-11, 7-11 | 11-4, 12-10 | 5-11, 6-11 | |

| Standings | Points | Wins | Losses | Games | Game Pts |
|---------------------|--------|------|--------|----------------|------------------|
| 1. Phillip HALL | 6 | 3 | 0 | 6 - 1 (85.71%) | 53 - 37 (58.89%) |
| 2. Stacy THICKBROOM | 4 | 2 | 1 | 5 - 3 (62.5%) | 79 - 62 (56.03%) |
| 3. Toby WATTS | 2 | 1 | 2 | 2 - 4 (33.33%) | 46 - 58 (44.23%) |
| 4. MARK BANFIELD | 0 | 0 | 3 | 1 - 6 (14.29%) | 33 - 54 (37.93%) |

Box 3

| | 1. | 2. | 3. | 4. |
|--------------------|------------------|------------------|------------|------------|
| 1. MANN David | | 11-7, 4-11, 11-7 | 11-9, 11-8 | 11-8, 11-7 |
| 2. BILLINGTON Nick | 7-11, 11-4, 7-11 | | 2-0 | 11-5, 11-9 |
| 3. BUCKLE Nev | 9-11, 8-11 | 0-2 | | 11-5, 11-2 |
| 4. MORRISON Darren | 8-11, 7-11 | 5-11, 9-11 | 5-11, 2-11 | |

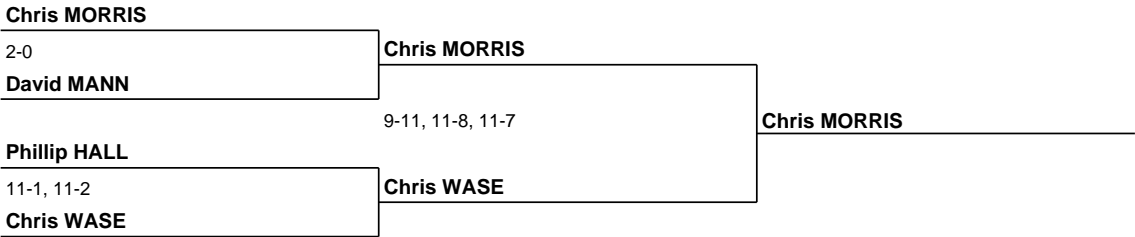
| Standings | Points | Wins | Losses | Games | Game Pts |
|--------------------|--------|------|--------|----------------|------------------|
| 1. David MANN | 6 | 3 | 0 | 6 - 1 (85.71%) | 70 - 57 (55.12%) |
| 2. Nick BILLINGTON | 4 | 2 | 1 | 5 - 2 (71.43%) | 47 - 40 (54.02%) |
| 3. Nev BUCKLE | 2 | 1 | 2 | 2 - 4 (33.33%) | 39 - 29 (57.35%) |
| 4. Darren MORRISON | 0 | 0 | 3 | 0 - 6 (0%) | 36 - 66 (35.29%) |

Box 4

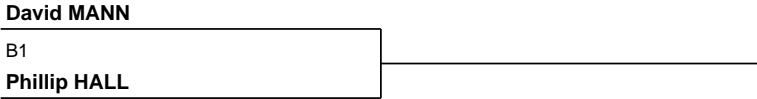
| | 1. | 2. | 3. | 4. |
|-------------------------|------------|-------------|------------|-------------|
| 1. WHITEHEAD Michael | | 7-11, 3-11 | 3-11, 5-11 | 2-11, 5-11 |
| 2. WASE Chris | 11-7, 11-3 | | 11-3, 11-5 | 11-5, 12-10 |
| 3. ALLDAY jamie | 11-3, 11-5 | 3-11, 5-11 | | 11-6, 11-5 |
| 4. WARDLE Michael | 11-2, 11-5 | 5-11, 10-12 | 6-11, 5-11 | |

| Standings | Points | Wins | Losses | Games | Game Pts |
|----------------------|--------|------|--------|----------------|------------------|
| 1. Chris WASE | 6 | 3 | 0 | 6 - 0 (100%) | 67 - 33 (67%) |
| 2. jamie ALLDAY | 4 | 2 | 1 | 4 - 2 (66.67%) | 52 - 41 (55.91%) |
| 3. Michael WARDLE | 2 | 1 | 2 | 2 - 4 (33.33%) | 48 - 52 (48%) |
| 4. Michael WHITEHEAD | 0 | 0 | 3 | 0 - 6 (0%) | 25 - 66 (27.47%) |


1/2 Playoff



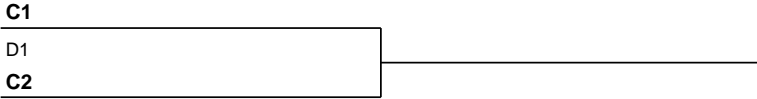
3/4 Playoff




5/6 Playoff



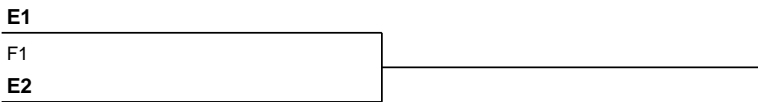
7/8 Playoff




9/10 Playoff



11/12 Playoff



13/14 Playoff



15/16 Playoff

