

CTA Tennis 10's  
Boys 6 & Under

Box 1

	1.	2.	3.	4.	5.	6.
1. KRIEGSMAN James		2-10	Opponent W/O	Opponent W/O	1-10	Opponent W/O
2. D&apos;SOUZA Hugo	10-2		Opponent W/O	Opponent W/O	1-10	Opponent W/O
3. SHAH Maheer	W/O	W/O		W/O	W/O	W/O
4. KABEA Daniel	W/O	W/O	Opponent W/O		W/O	Opponent W/O
5. ANOH Eelis-Marwill	10-1	10-1	Opponent W/O	Opponent W/O		Opponent W/O
6. PATEL Zavian	W/O	W/O	Opponent W/O	W/O	W/O	

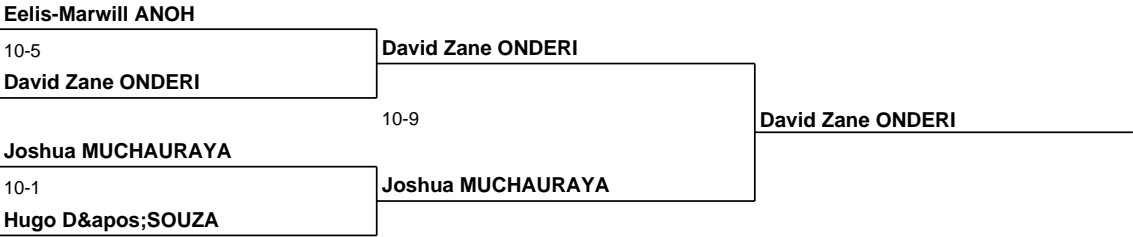
Standings	Points	Wins	Losses	Sets	Games
1. Eelis-Marwill ANOH	10	5	0	5 - 0 (100%)	38 - 2 (95%)
2. Hugo D&apos;SOUZA	8	4	1	4 - 1 (80%)	29 - 12 (70.73%)
3. James KRIEGSMAN	6	3	2	3 - 2 (60%)	21 - 20 (51.22%)
4. Daniel KABEA	4	2	3	2 - 3 (40%)	12 - 18 (40%)
5. Zavian PATEL	2	1	4	1 - 4 (20%)	6 - 24 (20%)
6. Maheer SHAH	0	0	5	0 - 5 (0%)	0 - 30 (0%)

Box 2

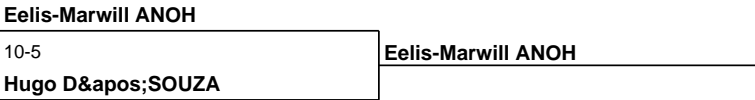
	1.	2.	3.	4.	5.	6.
1. ONDERI David Zane		10-3	10-5	Opponent W/O	4-10	10-3
2. JORGE Kevin Gabriel	3-10		10-6	Opponent W/O	4-10	5-10
3. ANGOTE Fidel	5-10	6-10		Opponent W/O	1-10	1-10
4. NURANI Daniyal	W/O	W/O	W/O		W/O	W/O
5. MUCHAURAYA Joshua	10-4	10-4	10-1	Opponent W/O		10-6
6. NGARUIYA NGARUIYA Mungai	3-10	10-5	10-1	Opponent W/O	6-10	

Standings	Points	Wins	Losses	Sets	Games
1. Joshua MUCHAURAYA	10	5	0	5 - 0 (100%)	46 - 15 (75.41%)
2. David Zane ONDERI	8	4	1	4 - 1 (80%)	40 - 21 (65.57%)
3. Mungai NGARUIYA NGARUIYA	6	3	2	3 - 2 (60%)	35 - 26 (57.38%)
4. Kevin Gabriel JORGE	4	2	3	2 - 3 (40%)	28 - 36 (43.75%)
5. Fidel ANGOTE	2	1	4	1 - 4 (20%)	19 - 40 (32.2%)
6. Daniyal NURANI	0	0	5	0 - 5 (0%)	0 - 30 (0%)


1/2 Playoff



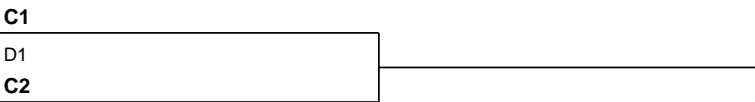
3/4 Playoff



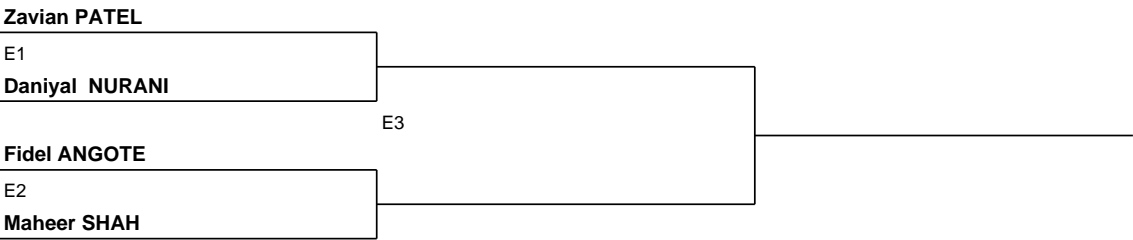
5/6 Playoff



7/8 Playoff



9/10 Playoff



11/12 Playoff

E1
F1
E2

