

































2017120 Growthpoint Super 8 Boland BS 14 Qualifying

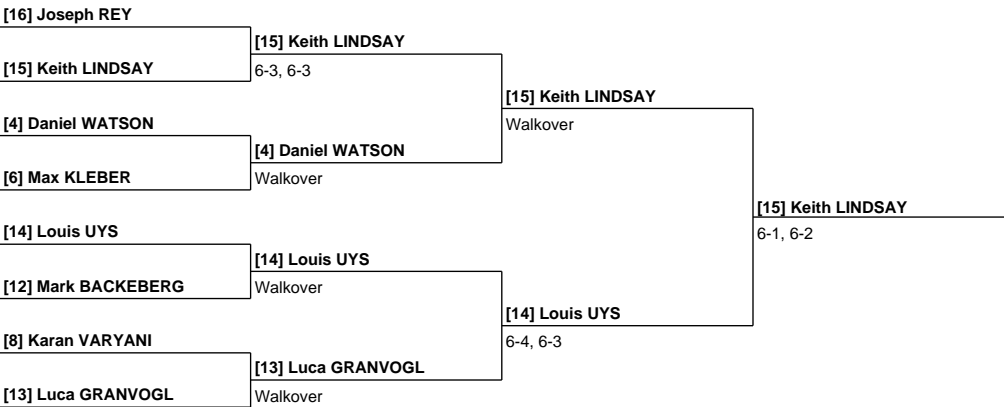
Qualification Draw

1	TSA048605	Wineburg	 [1] Ruan LIEBENBERG			
2			A1 BYE	[1] Ruan LIEBENBERG		
3	TSA051100	GAU	 Benedict BADZA		Benedict BADZA	
4	TSA048697	WP	 Tim KORSTEN	Benedict BADZA 6-0, 6-0	6-3, 6-2	
5	TSA071082	Wineburg	 Marno VAN DER MERWE			Benedict BADZA 6-0, 6-2
6			A3 BYE	Marno VAN DER MERWE		
7			BYE		[16] Joseph REY	
8	TSA050024	KZN	 [16] Joseph REY	[16] Joseph REY	6-3, 6-4	
9	TSA040741	EDEN	 [15] Keith LINDSAY			
10			A5 BYE	[15] Keith LINDSAY		
11			BYE		[15] Keith LINDSAY	
12	TSA048544	Khomani	 George LOUW	George LOUW	6-1, 6-0	
13	TSA040636	Khomani	 Daniel JAUSS			Daniel JAUSS 6-4, 6-3
14			A7 BYE	Daniel JAUSS		
15			BYE		Daniel JAUSS	
16	TSA051238	GC	 [5] Joshua CROWIE	[5] Joshua CROWIE	6-0, 6-0	
17	TSA048601	KZN	 [4] Daniel WATSON			
18			A9 BYE	[4] Daniel WATSON		
19	TSA051407	WP	 Oscar VAN HEERDEN	Oscar VAN HEERDEN	6-4, 6-2	
20	TSA048858	NWP	 George MARABA			Arno COLYN 7-5, 6-2
21	TSA048859	Wineburg	 Jac NEL	Jac NEL		
22			A11 BYE		[10] Arno COLYN	
23			BYE		6-0, 6-0	
24	TSA048392	EDEN	A12 [10] Arno COLYN	[10] Arno COLYN		
25	TSA04730	WP	 [9] Jaryd VISSER			
26			A13 BYE	[9] Jaryd VISSER		
27	TSA051538	Khomani	 Dian CALITZ	Dian CALITZ	6-0, 6-0	
28			A14 BYE			Jaryd VISSER 6-0, 6-1
29	TSA051294	MPUMALANGA	 Dylan ESTERHUIZEN	Dylan ESTERHUIZEN		
30	TSA051013	KZN	 WILLIAM HERMELIN			
31			BYE		[6] Max KLEBER	
32	TSA040357	WP	A16 [6] Max KLEBER	[6] Max KLEBER	6-2, 6-1	
33	TSA04761	FS	 [7] Wian VAN ZYL			
34			A17 BYE	[7] Wian VAN ZYL		
35	TSA061297	GE	 Takura MHWANDAGARA			
36	TSA050123	EDEN	 Ruan LAMPRECHT	Ruan LAMPRECHT 7-6, 4-6, 6-4	6-3, 6-2	
37	TSA048615	GN	 William SCULLY	William SCULLY		Wian VAN ZYL 6-0, 6-0
38	TSA051405	NWP	 Nolan SCHOEMAN			
39			BYE		[14] Louis UYS	
40	TSA051017	Wineburg	A20 [14] Louis UYS	[14] Louis UYS	6-3, 6-0	
41	TSA048602	WP	 [12] Mark BACKEBERG			
42			A21 BYE	[12] Mark BACKEBERG		
43	TSA051319		 Ryan SUMMERS			
44	TSA051146	WP	 Edward KATSARSKI	Edward KATSARSKI 4-6, 6-2, 6-1	6-2, 6-2	
45	TSA051329	WP	 Chrislo JOUBERT	Chrislo JOUBERT		Viktor LINELL 6-4, 6-0
46	TSA048747		 Paul SWANEPOEL			
47			BYE		[3] Viktor LINELL	
48	TSA040414	Wineburg	A24 [3] Viktor LINELL	[3] Viktor LINELL	6-0, 6-1	
49	TSA048510	KZN	 [8] Karan VARYANI			
50			A25 BYE	[8] Karan VARYANI		
51	TSA051290	EDEN	 MICHAEL MOSTERT	MICHAEL MOSTERT	6-1, 6-0	
52	TSA040427	MPUMALANGA	 Jean-Pierre VISAGIE			ERIC BAKKER 4-6, 6-4, 6-0
53			BYE			
54	TSA04793	WP	 Schalk BEUKES	Schalk BEUKES		
55			A27 BYE		[11] ERIC BAKKER	
56	TSA040121	Wineburg	A28 [11] ERIC BAKKER	[11] ERIC BAKKER	6-1, 6-0	
57	TSA050374	WP	 [13] Luca GRANVOGL			
58			A29 BYE	[13] Luca GRANVOGL		
59	TSA048596	GE	 Evert MARAIS			
60	TSA051288	EDEN	 MARTIN MOSTERT	MARTIN MOSTERT 6-0, 6-0	6-1, 6-4	
61	TSA048522	WP	 Benjamin MACFARLAINE	Benjamin MACFARLAINE		Benjamin MACFARLAINE 6-1, 6-1
62	TSA051040	WP	 Sunwoo KIM			
63			BYE		6-1, 6-2	
64	TSA050124	WP	A32 [2] Marc KLEBER	[2] Marc KLEBER		

7/8 Playoff

D1

9/10 Playoff




11/12 Playoff

BYE

F1

[13] Luca GRANVOGL

13/14 Playoff



15/16 Playoff

BYE

H1

BYE

17/18 Playoff

[1] Ruan LIEBENBERG			
Marno VAN DER MERWE	[1] Ruan LIEBENBERG	6-1, 5-7, 10-5	
George LOUW			[1] Ruan LIEBENBERG
[5] Joshua CROWIE	[5] Joshua CROWIE	6-2, 6-1	
		6-2, 4-6, 10-3	
Oscar VAN HEERDEN			[1] Ruan LIEBENBERG
Jac NEL	Jac NEL	6-0, 6-0	
		7-6(5), 6-1	
Dian CALITZ			Jac NEL
Dylan ESTERHUIZEN	Dylan ESTERHUIZEN	6-3, 2-6, 10-5	
		6-0, 6-1	
Ruan LAMPRECHT			[1] Ruan LIEBENBERG
William SCULLY	Ruan LAMPRECHT	6-3, 6-0	
		6-2, 6-4	
Edward KATSARSKI			Ruan LAMPRECHT
Chrislo JOUBERT	Chrislo JOUBERT	6-1, 6-3	
		6-1, 6-7(4), 6-2	
MICHAEL MOSTERT			MICHAEL MOSTERT
Schalk BEUKES	MICHAEL MOSTERT	6-2, 6-2	
		7-5, 6-4	
MARTIN MOSTERT			MICHAEL MOSTERT
[2] Marc KLEBER	[2] Marc KLEBER	Walkover	
		6-3, 6-1	

19/20 Playoff		Jac NEL	
		Ruan LAMPRECHT	Ruan LAMPRECHT
			Walkover

21/22 Playoff		[5] Joshua CROWIE	
		Dylan ESTERHUIZEN	Dylan ESTERHUIZEN
			6-3, 6-2
		Chrislo JOUBERT	Dylan ESTERHUIZEN
			6-3, 6-1
		K2	Chrislo JOUBERT
		BYE	

23/24 Playoff		[5] Joshua CROWIE	
		L1	[5] Joshua CROWIE
		BYE	



25/26 Playoff

Marno VAN DER MERWE	George LOUW		
George LOUW	6-1, 6-4	George LOUW	
Oscar VAN HEERDEN		6-2, 6-2	
Dian CALITZ	Oscar VAN HEERDEN		
	6-1, 6-2		Schalk BEUKES
William SCULLY			1-6, 6-3, 10-7
Edward KATSARSKI	William SCULLY		
	6-3, 6-2	Schalk BEUKES	
Schalk BEUKES		3-6, 6-1, 10-3	
MARTIN MOSTERT	Schalk BEUKES		
	2-6, 6-2, 10-2		

27/28 Playoff

Oscar VAN HEERDEN	
William SCULLY	William SCULLY
	6-2, 6-4

29/30 Playoff


Marno VAN DER MERWE	Marno VAN DER MERWE	
Dian CALITZ	6-3, 6-2	
Edward KATSARSKI		MARTIN MOSTERT
		6-0, 6-1
MARTIN MOSTERT	MARTIN MOSTERT	
	6-0, 6-2	

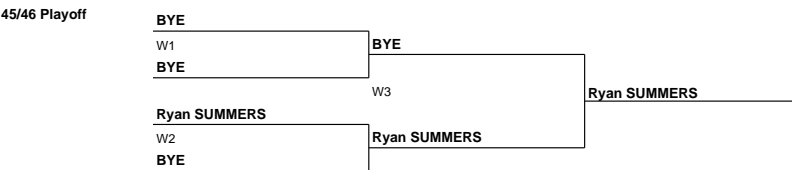

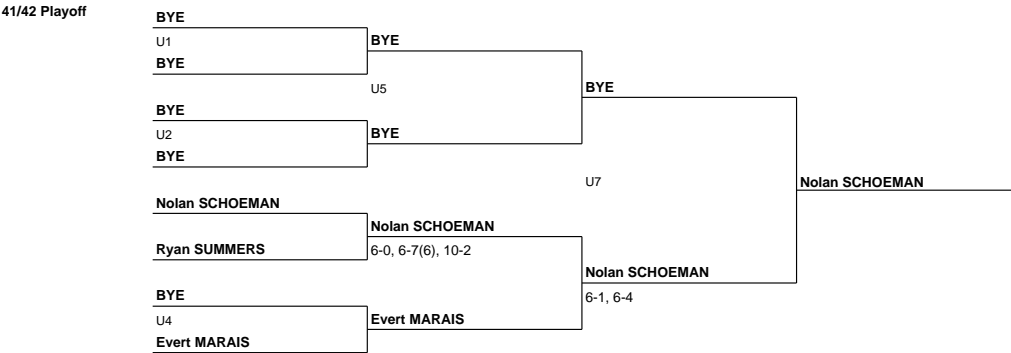
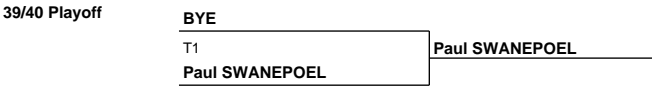
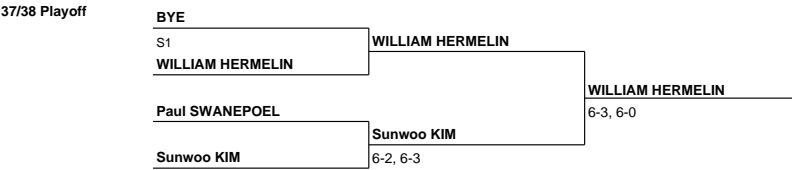
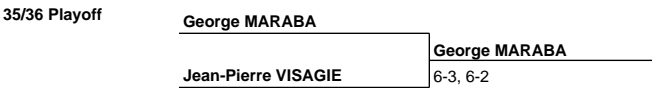
31/32 Playoff

Dian CALITZ	
Edward KATSARSKI	Edward KATSARSKI
	6-1, 6-0



33/34 Playoff





```

graph LR
    Y1[BYE] --- Y9
    Y2[BYE] --- Y9
    Y3[BYE] --- Y10
    Y4[BYE] --- Y10
    Y5[BYE] --- Y11
    Y6[BYE] --- Y11
    Y7[BYE] --- Y12
    Y8[BYE] --- Y12
    Y9 --- Y13
    Y10 --- Y13
    Y11 --- Y14
    Y12 --- Y14
    Y13 --- Y15
    Y14 --- Y15
    Y15 --- Output[ ]
  
```

The diagram illustrates a hierarchical tree structure for a binary tree. The nodes are labeled Y1 through Y15 on the left, and the intermediate nodes are labeled Y9, Y10, Y11, Y12, Y13, Y14, and Y15. The tree structure is as follows:

- Y1 and Y2 merge at Y9.
- Y3 and Y4 merge at Y10.
- Y5 and Y6 merge at Y11.
- Y7 and Y8 merge at Y12.
- Y9 and Y10 merge at Y13.
- Y11 and Y12 merge at Y14.
- Y13 and Y14 merge at Y15.
- Y15 is the final output node.

BYE

Z1

BYE

```

sequenceDiagram
    participant AA1
    participant AA2
    participant AA3
    AA1->>AA3: BYE
    AA2->>AA3: BYE
    AA3-->>AA2: 
  
```

BYE	
AB1	
BYE	

```

graph TD
    BYE1[BYE] --- AC1[AC1]
    BYE1 --- AC2[AC2]
    BYE1 --- AC3[AC3]
    AC1 --- BYE2[BYE]
    AC2 --- BYE3[BYE]
    AC3 --- BYE4[BYE]
    AC4[AC4] --- BYE5[BYE]
    AC5[AC5] --- BYE6[BYE]
    AC6[AC6] --- BYE7[BYE]
    AC7[AC7] --- BYE8[BYE]
    AC1 --- AC5
    AC2 --- AC5
    AC3 --- AC6
    AC4 --- AC6
    AC5 --- AC7
    AC6 --- AC7
    AC7 --- BYE8
  
```

BYE	
AD1	
BYE	

61/62 Playoff



63/64 Playoff

