




# TSA National Beach Tennis Championships

## Men's Doubles



### Group A - Topspin

				1.	2.	3.	4.
			1. [1] Lionel JARRARD Jody CLAASSEN		6-2, 3-6, 8-10	6-0, 6-0	6-0, 6-0
	GN		2. Reynard STEENKAMP Reinhard PELSER	2-6, 6-3, 10-8		6-0, 6-2	6-0, 6-0
	GN		3. Jayden SMITH Jeanrè BODENSTEIN	0-6, 0-6	0-6, 2-6		6-0, 6-1
	GN		4. Botshelo MOSES Katlego DIRULELO	0-6, 0-6	0-6, 0-6	0-6, 1-6	

#### Standings

	Points	Wins	Losses	Sets	Games
1. PELSER / STEENKAMP	6	3	0	6 - 1 (85.71%)	33 - 11 (75%)
2. [1] CLAASSEN / JARRARD	4	2	1	5 - 2 (71.43%)	33 - 9 (78.57%)
3. BODENSTEIN / SMITH	2	1	2	2 - 4 (33.33%)	14 - 25 (35.9%)
4. DIRULELO / MOSES	0	0	3	0 - 6 (0%)	1 - 36 (2.7%)






### Group B - Turquoise

				1.	2.	3.	4.
			1. [2] Niel HENDRIKS HERMAN HENDRIKS		6-7(2), 0-6	6-2, 6-0	6-0, 6-0
	GN		2. Tucker VORSTER DEWALD LINDE	7-6(2), 6-0		6-3, 6-2	6-0, 6-0
			3. Colin POCOCK JT PRINSLOO	2-6, 0-6	3-6, 2-6		6-0, 6-1
	GN		4. Reorapetswe MANGWANE Lehlogonolo KGATLE	0-6, 0-6	0-6, 0-6	0-6, 1-6	

#### Standings

	Points	Wins	Losses	Sets	Games
1. LINDE / VORSTER	6	3	0	6 - 0 (100%)	37 - 11 (77.08%)
2. [2] HENDRIKS / HENDRIKS	4	2	1	4 - 2 (66.67%)	30 - 15 (66.67%)
3. PRINSLOO / POCOCK	2	1	2	2 - 4 (33.33%)	19 - 25 (43.18%)
4. KGATLE / MANGWANE	0	0	3	0 - 6 (0%)	1 - 36 (2.7%)

### Group C - Vision





				1.	2.	3.	4.	5.
	GN		1. [3] Frans LEDWABA Luan BOSCH		2-6, 1-6	6-3, 7-5	6-0, 6-0	6-0, 6-1
	WP		2. Fabian VILJOEN Philip FRANKEN	6-2, 6-1		6-0, 6-3	6-0, 6-2	6-0, 6-1
			3. Erick DE JAGER Gerhard CLAASSEN	3-6, 5-7	0-6, 3-6		6-0, 6-0	6-0, 6-1
	GN		4. Mpho PHUNGWAYO Mpho JANTJIES	0-6, 0-6	0-6, 2-6	0-6, 0-6		6-2, 6-1
	GN		5. Tshepang TLHATLHA Eric MATJIANE	0-6, 1-6	0-6, 1-6	0-6, 1-6	2-6, 1-6	

#### Standings

	Points	Wins	Losses	Sets	Games
1. FRANKEN / VILJOEN	8	4	0	8 - 0 (100%)	48 - 9 (84.21%)
2. [3] BOSCH / LEDWABA	6	3	1	6 - 2 (75%)	40 - 21 (65.57%)
3. CLAASSEN / DE JAGER	4	2	2	4 - 4 (50%)	35 - 26 (57.38%)
4. JANTJIES / PHUNGWAYO	2	1	3	2 - 6 (25%)	14 - 39 (26.42%)
5. MATJIANE / TLHATLHA	0	0	4	0 - 8 (0%)	6 - 48 (11.11%)



## Group D - Drop Shot

				1.	2.	3.	4.	5.
	GN		1. [4] Hanns SPANGENBERG Ryan BROOKSHAW		6-0, 6-1	6-0, 6-4	6-2, 6-0	6-1, 6-0
	GN		2. Johann VAN DER WESTHUIZEN Jason PIETERS	0-6, 1-6		6-0, 6-1	6-1, 6-1	6-2, 6-1
	GN		3. Bashimane LESHABA Tshepang CHAANE	0-6, 4-6	0-6, 1-6		6-2, 6-0	2-6, 2-6
	GN		4. Gontse PHIRI Mohau KOTOTSI	2-6, 0-6	1-6, 1-6	2-6, 0-6		3-6, 1-6
			5. Beyers ROOS Dylan BERNATZKY	1-6, 0-6	2-6, 1-6	6-2, 6-2	6-3, 6-1	

### Standings

	Points	Wins	Losses	Sets	Games
1. [4] BROOKSHAW / SPANGENBERG	8	4	0	8 - 0 (100%)	48 - 8 (85.71%)
2. PIETERS / VAN DER WESTHUIZEN	6	3	1	6 - 2 (75%)	37 - 18 (67.27%)
3. BERNATZKY / ROOS	4	2	2	4 - 4 (50%)	28 - 32 (46.67%)
4. CHAANE / LESHABA	2	1	3	2 - 6 (25%)	21 - 38 (35.59%)
5. KOTOTSI / PHIRI	0	0	4	0 - 8 (0%)	10 - 48 (17.24%)