







2022137 GN Rainbow Kidz Mini 3 U10  
Green Ball Boys

Box 1

				1.	2.	3.	4.	5.
TSA131355	GN		1. FERREIRA Ruben		0-5	0-5	0-5	0-5
TSA121312			2. ETKIN Zachary	5-0		2-3	0-5	3-2
TSA131253	GE		3. POTGIETER Milan	5-0	3-2		5-0	5-0
TSA131442	GN		4. MARSHALL Liam	5-0	5-0	0-5		3-2
TSA141126	GN		5. VAN STADEN Aksel	5-0	2-3	0-5	2-3	

Standings	Points	Wins	Losses	Sets	Games
1. Milan POTGIETER	8	4	0	4 - 0 (100%)	18 - 2 (90%)
2. Liam MARSHALL	6	3	1	3 - 1 (75%)	13 - 7 (65%)
3. Zachary ETKIN	4	2	2	2 - 2 (50%)	10 - 10 (50%)
4. Aksel VAN STADEN	2	1	3	1 - 3 (25%)	9 - 11 (45%)
5. Ruben FERREIRA	0	0	4	0 - 4 (0%)	0 - 20 (0%)

Box 2

				1.	2.	3.	4.	5.	6.
TSA131169			1. LETSAPA Tshenolo		4-1	5-0	3-2	4-1	4-1
TSA151065	GC		2. BOTHA Noa-Daniël	1-4		5-0	3-2	3-2	1-4
TSA131259	GE		3. POTGIETER Liam	0-5	0-5		0-5	2-3	3-2
TSA131201	GN		4. VAN SCHALKWYK CJ	2-3	2-3	5-0		4-1	2-3
TSA131292	GN		5. NEL Benjamin	1-4	2-3	3-2	1-4		1-4
TSA131161	GN		6. MADER Stiaan	1-4	4-1	2-3	3-2	4-1	




Standings	Points	Wins	Losses	Sets	Games
1. Tshenolo LETSAPA	10	5	0	5 - 0 (100%)	20 - 5 (80%)
2. Stiaan MADER	6	3	2	3 - 2 (60%)	14 - 11 (56%)
3. Noa-Daniël BOTHA	6	3	2	3 - 2 (60%)	13 - 12 (52%)
4. CJ VAN SCHALKWYK	4	2	3	2 - 3 (40%)	15 - 10 (60%)
5. Benjamin NEL	2	1	4	1 - 4 (20%)	8 - 17 (32%)
6. Liam POTGIETER	2	1	4	1 - 4 (20%)	5 - 20 (20%)

Box 3

				1.	2.	3.	4.	5.	6.
TSA131289	GC		1. STRYDOM Owen		5-0	3-2	5-0	4-1	5-0
			2. SURI Aurin	0-5		2-3	2-3	W/O	4-1
TSA121319	GN		3. MODIBA Kgolofelo	2-3	3-2		2-3	4-1	4-1
TSA131321	GN		4. MOLLER Daniel	0-5	3-2	3-2		4-1	5-0
TSA141189	GN		5. VILJOEN Lihann	1-4	Opponent W/O	1-4	1-4		3-2
TSA161010	GN		6. MADER Dian	0-5	1-4	1-4	0-5	2-3	

Standings	Points	Wins	Losses	Sets	Games
1. Owen STRYDOM	10	5	0	5 - 0 (100%)	22 - 3 (88%)
2. Daniel MOLLER	8	4	1	4 - 1 (80%)	15 - 10 (60%)
3. Kgolofelo MODIBA	6	3	2	3 - 2 (60%)	15 - 10 (60%)
4. Lihann VILJOEN	4	2	3	2 - 3 (40%)	12 - 14 (46.15%)
5. Aurin SURI	2	1	4	1 - 4 (20%)	8 - 18 (30.77%)
6. Dian MADER	0	0	5	0 - 5 (0%)	4 - 21 (16%)

Box 4

				1.	2.	3.	4.	5.	6.
TSA131199	GC		1. BOTHA Marais		5-0	3-2	2-3	3-2	1-4
TSA141016	GC		2. GORDON Franklin	0-5		0-5	1-4	W/O	0-5
TSA141148	GC		3. CROSS Jayden	2-3	5-0		1-4	4-1	1-4
TSA121748	Wine		4. LABUSCHAGNE Phillip	3-2	4-1	4-1		4-1	4-1
TSA131218	GN		5. CHAUKE Oratile	2-3	Opponent W/O	1-4	1-4		0-5
TSA121148	GN		6. DE WET Zander	4-1	5-0	4-1	1-4	5-0	

Standings	Points	Wins	Losses	Sets	Games
1. Phillip LABUSCHAGNE	10	5	0	5 - 0 (100%)	19 - 6 (76%)
2. Zander DE WET	8	4	1	4 - 1 (80%)	19 - 6 (76%)
3. Marais BOTHA	6	3	2	3 - 2 (60%)	14 - 11 (56%)
4. Jayden CROSS	4	2	3	2 - 3 (40%)	13 - 12 (52%)
5. Oratile CHAUKE	2	1	4	1 - 4 (20%)	10 - 16 (38.46%)
6. Franklin GORDON	0	0	5	0 - 5 (0%)	1 - 25 (3.85%)

1/2 Playoff

Milan POTGIETER	Milan POTGIETER
Owen STRYDOM	4-1
Tshenolo LETSAPA	Tshenolo LETSAPA
Phillip LABUSCHAGNE	3-2

3/4 Playoff

Owen STRYDOM	Phillip LABUSCHAGNE
Phillip LABUSCHAGNE	4-1

5/6 Playoff

Liam MARSHALL	Daniel MOLLER	
Daniel MOLLER	3-2	
Stiaan MADER		Zander DE WET
		5-0
Zander DE WET	Zander DE WET	
	3-2	

7/8 Playoff

Liam MARSHALL	Stiaan MADER
Stiaan MADER	3-2

9/10 Playoff

Zachary ETKIN	Kgolofelo MODIBA	
Kgolofelo MODIBA	3-2	
Noa-Daniël BOTHA		Marais BOTHA
		4-1
Marais BOTHA	Marais BOTHA	
	4-1	

11/12 Playoff

Zachary ETKIN	Noa-Daniël BOTHA
Noa-Daniël BOTHA	5-0

13/14 Playoff

Aksel VAN STADEN		
Lihann VILJOEN	Lihann VILJOEN	
	3-2	
CJ VAN SCHALKWYK		Lihann VILJOEN
		3-2
Jayden CROSS	CJ VAN SCHALKWYK	
	3-2	

15/16 Playoff

Aksel VAN STADEN	
Jayden CROSS	Jayden CROSS
	3-2

17/18 Playoff

Ruben FERREIRA		
Aurin SURI	Ruben FERREIRA	
	Walkover	
Benjamin NEL		Oratile CHAUKE
		5-0
Oratile CHAUKE	Oratile CHAUKE	
	5-0	

19/20 Playoff

J1	
Benjamin NEL	Benjamin NEL

21/22 Playoff

K1		
	K3	
K2		

23/24 Playoff

L1	
----	--